

InSb photovoltaic detector P5968/P4247 series

High-speed response, low-noise photovoltaic detector



P5968/P4247 series are photovoltaic detectors having high sensitivity in the so-called atmospheric window at 3 to 5 μm . Custom devices are also available to meet your special request.

Features

- Cooling hold time: 8 hours
Repumpable metal dewars (liquid nitrogen cooling) allow 8-hour hold time. Starling cooling type without pour-filled liquid nitrogen is also provided.
- Built-in preamp type available
Built-in preamp allows high precision photometry.
P7751-01 (Uses P5968-060.)
P7751-02 (Uses P5968-200.)

Applications

- Thermometers (radiometers)
- Thermal imaging
- Remote sensing
- Gas analysis
- FTIR
- Spectrophotometry

Accessories (Optional)

- Amplifier for InSb photovoltaic detector
C4159-01 (active area: smaller than $\phi 1$ mm)
C4159-04 (active area: $\phi 2$ mm)
[Custom amplifier is also available for use with P5968-300 (3 mm dia. type)]

■ Specification / Absolute maximum ratings

Type No.	Dimensional outline/ Window material *1	Package	Cooling	Active area (mm)	Number of element	Absolute maximum ratings		
						Reverse voltage V_R (V)	Operating temperature T_{opr} ($^{\circ}\text{C}$)	Storage temperature T_{stg} ($^{\circ}\text{C}$)
P5968-060	①/Si	Metal dewar	Liquid nitrogen	$\phi 0.6$	1	0.5	-40 to +60	-55 to +60
P5968-100				$\phi 1$	1			
P5968-200				$\phi 2$	1			
P5968-300				$\phi 3$	1			
P5968-105	②/Si	Metal	Stirling	$\phi 1$	1			
P4247-16	③/Si	Metal dewar	Liquid nitrogen	0.25×1.4 *2	1×16			
P4247-44				0.45×0.45 *3	4×4			

*1: Window material Si: silicon (with AR coated)

*2: Size per 1 element (16 element array)

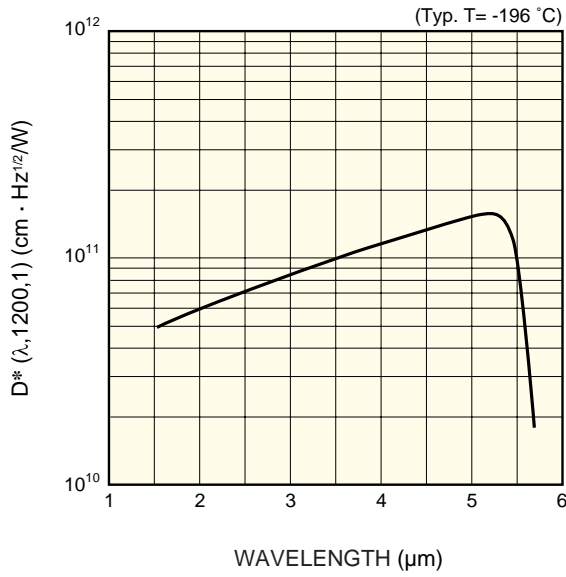
*3: Size per 1 element (4×4 element array)

■ Electrical and optical characteristics (Typ. unless otherwise noted)

Type No.	Measurement condition Element temperature T ($^{\circ}\text{C}$)	Peak sensitivity wavelength λ_p (μm)	Cut-off wavelength λ_c (μm)	Photo sensitivity S $\lambda = \lambda_p$ (A/W)	Shunt resistance R_{sh} (Ω)	D^* (500 K, 1200, 1)		D^* (λ_p , 1200, 1) ($\text{cm} \cdot \text{Hz}^{1/2}/\text{W}$)	NEP $\lambda = \lambda_p$ (W/Hz $^{1/2}$)	Rise time t_r $V_R=0$ V $R_L=50$ Ω 0 to 63 % (ns)	Terminal capacitance C_t $V_R=0$ V $f=1$ MHz (pF)
						Min.	Typ.				
						($\text{cm} \cdot \text{Hz}^{1/2}/\text{W}$)	($\text{cm} \cdot \text{Hz}^{1/2}/\text{W}$)				
P5968-060	-196	5.3	5.5	2.5	1×10^7	2×10^{10}	3×10^{10}	1.6×10^{11}	3.3×10^{-13}	30	30
P5968-100					1×10^6				5.5×10^{-13}	70	100
P5968-200					1×10^5				1.1×10^{-12}	150	200
P5968-300					5×10^4				1.6×10^{-12}	600	900
P5968-105					1×10^6				5.5×10^{-13}	70	100
P4247-16					1×10^7				6.5×10^{-13}	70	100
P4247-44	1×10^7	5.0×10^{-13}	60	60							

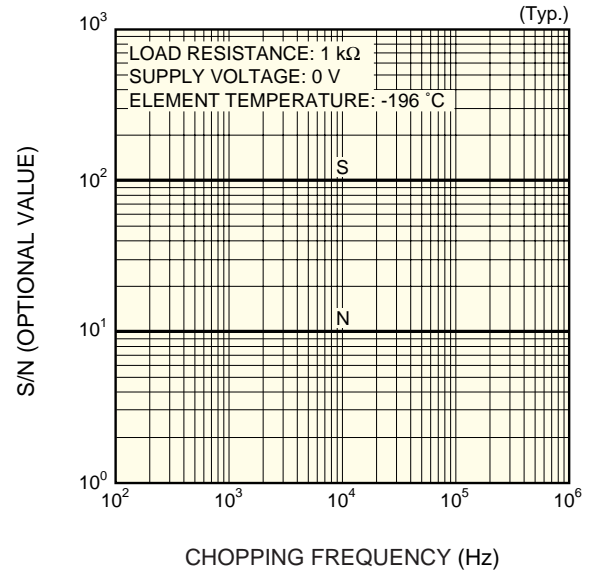
SOLID STATE DIVISION

■ Spectral response



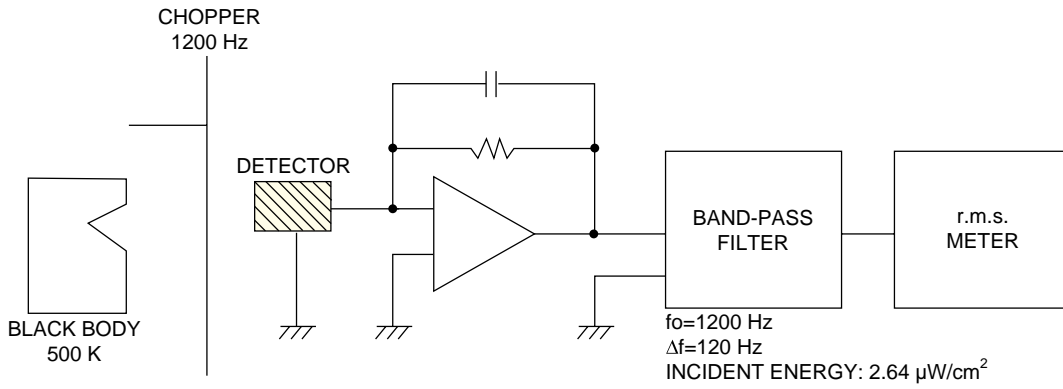
KIRDB0063EC

■ S, N vs. chopping frequency



KIRDB0065ED

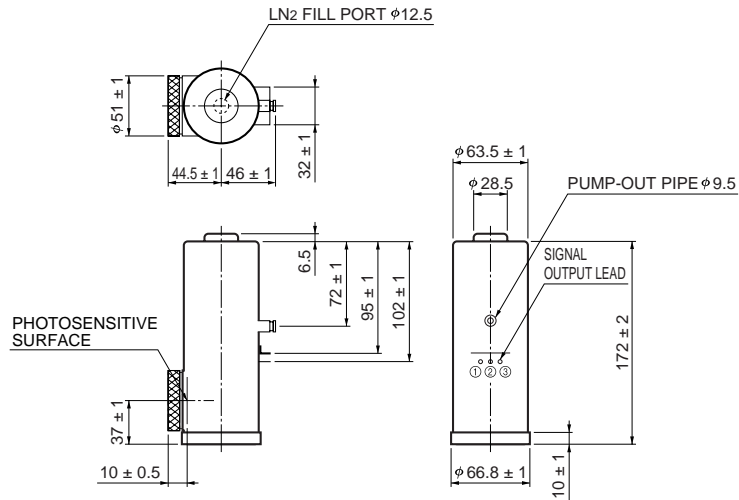
■ Measurement circuit



KIRDC0004EA

■ Dimensional outlines (unit: mm)

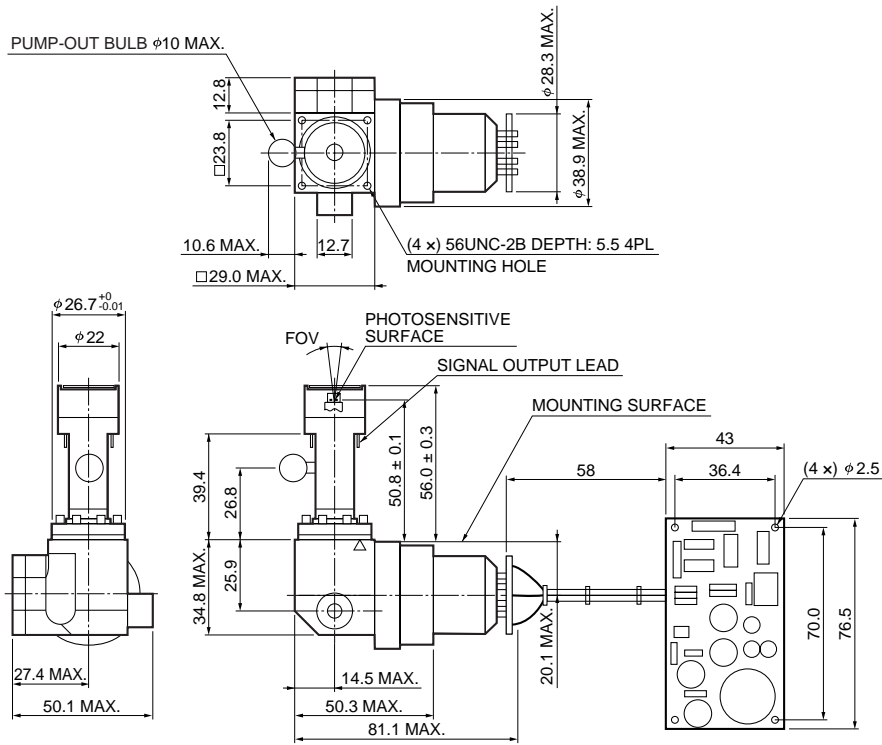
① P5968-060/-100/-200/-300



- ① DETECTOR (ANODE)
- ② NC
- ③ DETECTOR (CATHODE)

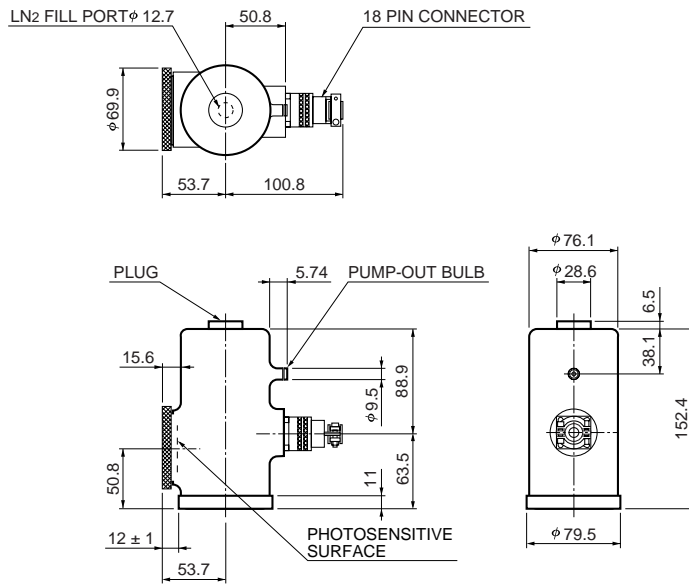
KIRDA0190EC

② P5968-105



KIRDA0130EA

③ P4247 series

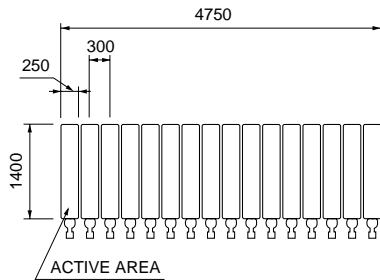


KIRDA0132EA

■ Details of multi-element detectors (unit: μm)

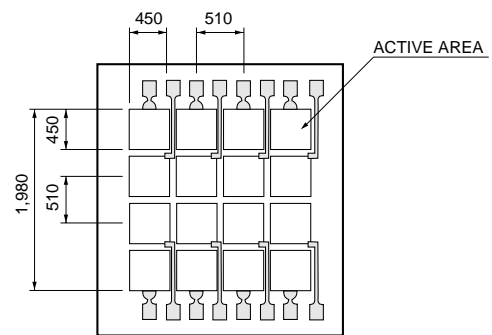
For custom devices with different number of elements, size and package, please consult our sales office.

P4247-16



KIRDA0006EA

P4247-44



KIRDA0146EA

HAMAMATSU

Information furnished by HAMAMATSU is believed to be reliable. However, no responsibility is assumed for possible inaccuracies or omissions. Specifications are subject to change without notice. No patent rights are granted to any of the circuits described herein. ©2007 Hamamatsu Photonics K.K.

HAMAMATSU PHOTONICS K.K., Solid State Division

1126-1 Ichino-cho, Hamamatsu City, 435-8558 Japan, Telephone: (81) 53-434-3311, Fax: (81) 53-434-5184, www.hamamatsu.com

U.S.A.: Hamamatsu Corporation, 360 Foothill Road, P.O.Box 6910, Bridgewater, N.J. 08807-0910, U.S.A., Telephone: (1) 908-231-0960, Fax: (1) 908-231-1218

Germany: Hamamatsu Photonics Deutschland GmbH, Arzbergerstr. 10, D-82211 Herrsching am Ammersee, Germany, Telephone: (49) 08152-3750, Fax: (49) 08152-2658

France: Hamamatsu Photonics France S.A.R.L.: 19, Rue du Saule Traçu, Parc du Moulin de Massy, 91882 Massy Cedex, France, Telephone: 33-(1) 69 53 71 00, Fax: 33-(1) 69 53 71 10

United Kingdom: Hamamatsu Photonics UK Limited: 2 Howard Court, 10 Tewin Road, Welwyn Garden City, Hertfordshire AL7 1BW, United Kingdom, Telephone: (44) 1707-294888, Fax: (44) 1707-325777

North Europe: Hamamatsu Photonics Norden AB: Smidesvägen 12, SE-171 41 Solna, Sweden, Telephone: (46) 8-509-031-00, Fax: (46) 8-509-031-01

Italy: Hamamatsu Photonics Italia S.R.L.: Strada della Moia, 1/E, 20020 Arese, (Milano), Italy, Telephone: (39) 02-935-81-733, Fax: (39) 02-935-81-741